

Hult Center for the Performing Arts Technical Specifications

Silva Concert Hall



Technical Director, Brian Ference
541.682.5773
Brian.R.Ference@ci.eugene.or.us

Asst Technical Director, Mike Carpenter
541.682.2747
Michael.C.Carpenter@ci.eugene.or.us

Stage Specifications

Proscenium: 58' w x 34'9" h (Arched)
Plaster line to: Upstage wall 45' / Downstage edge -18" / Front row - 6'
Box booms - 10' / House sound position - 92' / Follow spots- 140' /
Balcony Rail - 88'
Center line to: Stage left wall - 55' / Stage right wall - 70'

Stage Floor: Sprung plywood / black membrane, with black latex coating
Good to excellent condition / no traps, ok to lag & screw into stage
*NOT ok to lag or screw into far SL & SR apron

Fly Rail: Stage left / Single purchase counterweight - 1200 lbs. per arbor
75 Working line sets
All battens 63', with 6 pickup lines
High trim - 72' / Low trim - 2'
1st Elect is motor driven (LS #5)

Soft Goods: All legs, borders, tabs, & travelers are black velour
Legs: 5 pair @33'h x 12'w Borders: 1@ 23'h x 63'w & 4@12'h x 74'w
Tabs: 8@ 33'h x 6'w Black scrim: 1@28'h x 62'w
White CYC: 2@ 39'h x 65'w
Full stage thin blackout: 1 @ 36'h x 63'w (guillotine only, single
thickness/cotton)
Upstage traveler- 1 @ 36'h x 63'w (split at C/L) used as US X-Over
Mid-stage traveler-1 @ 36'h x 63'w (split at C/L) 26' from the plaster line

Lighting System

E.T.C – ION Board
320 dimmers, 1 dimmer per circuit
DMX access backstage
4 - Lycian 2K 1290 XLT (2000w)
Rosco gel available

Company Switch: Lighting: Down stage right - 80' from downstage center
Three x 400 amp, 3 phase, 5 wire "Y"

Sound: Upstage right, 100 amp, 3 phase, 5 wire "Y"
Upstage left, 200 amp, 3 phase, 5 wire "Y"

*50 AMP Shore power for 2 vehicles available

Sound System

House PA:

The Silva house system consists of a NEXO full range stereo system (Main's Left and Right), A NEXO front fill/center fill system and a NEXO four component cardioid sub array located at the top/center of the proscenium arch. The upper balcony and mezzanine is covered by 2 NEXO full range speakers specifically focused at those areas(located left and right in the proscenium arch).

All components are behind the acoustically transparent proscenium arch. See drawing.

Maximum sound pressure allowable in Silva Hall (at house mix, 100' from stage apron) is 97 DB (A), for periods not to exceed 4 seconds. System is rated at a sensitivity of 110db @ 1 watt @ 1 meter and will reach a peak of 140db. Total power available (R.M.S.) is approximately 25,000 watts. Frequency response (at house mix location) is approximately 20 Hz > 17 kHz with the sub-lows in operation.

System Components

House Console:	Sound Craft Vi 4 - 96 channels (London Blu-160 processor) FOH mix footprint typical 7'd x 12'w available without seat kills
The Speaker System:	4 - NEXO ALEF-C 75° x 30° Full range speakers 2 - NEXO ALEM-C 85°x 30° Mid / Hi speakers 2 - NEXO ALB-118-C 18" LF speakers 3 - NEXO GEOS 1210 Front/Center Fill speakers 4 - NEXO RS 18-CI Dual 18" Sub Woofers 4 - YAMAHA DXR 8 Front Fills
Amplifiers:	4 - NXAMP4x4 / 3- NXAMP 4X1
Monitor System:	4 mixes available Please contact technical services staff if a monitor console will be needed for your event.
Monitor Wedge Inventory:	Ten EAW SM200ih Two EAW SM122e Monitors powered by Crown 2400 amplifiers Two 27 channel splitters compliment the system All stage audio patching is stage right
Intercom:	RTS (wired) HME DM200 (wireless)

Loading dock:

Loading dock located in alley up stage right at stage level. Push is 75' to center line. A 12' x 24' concrete pad can accommodate 2 trucks at a time. Roll up door is 12' w x 16' 6" h. There is a freight elevator adjacent to the dock for FOH, costumes, production and merchandise.

Dressing Rooms:

Total accommodations for approximately 75 people

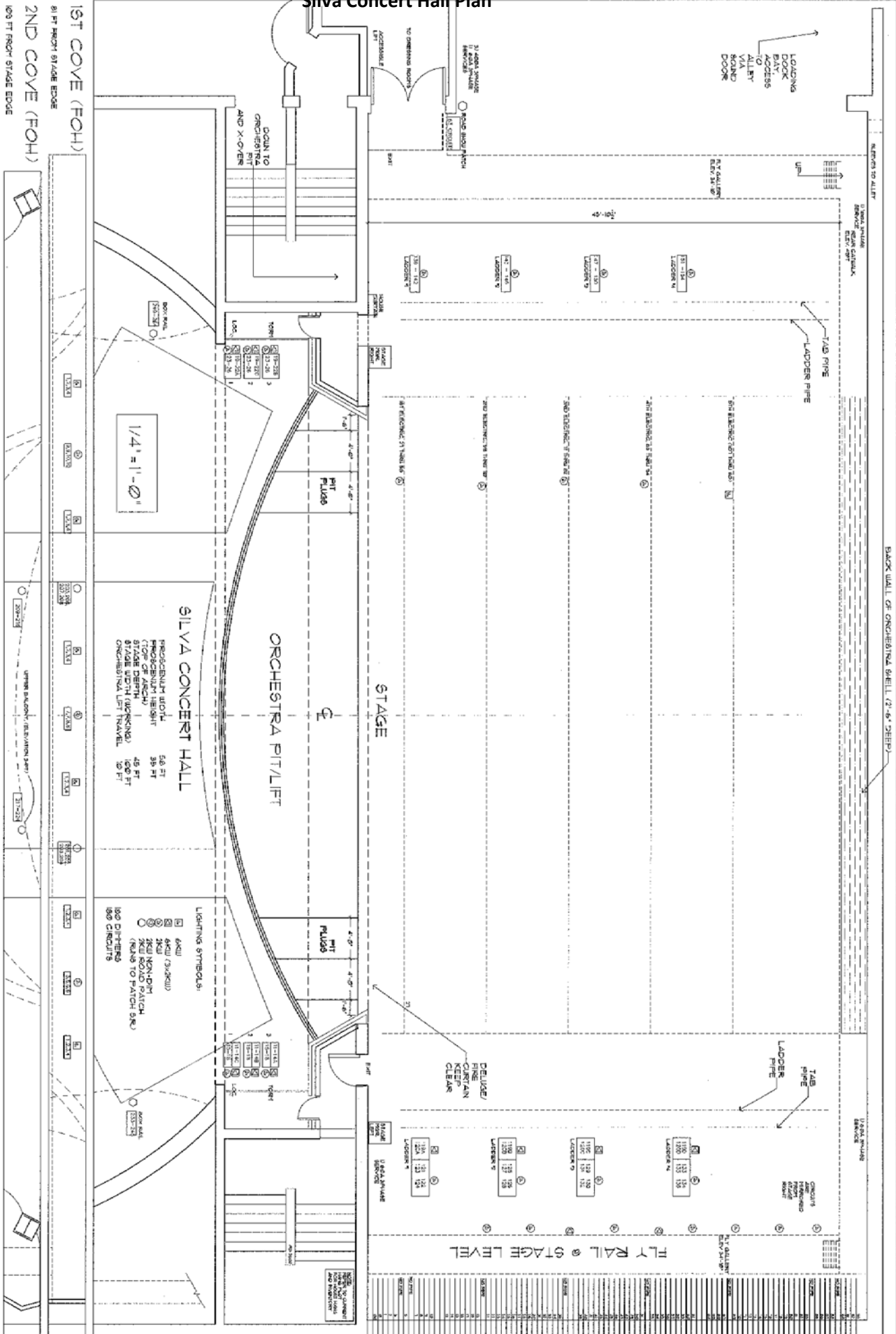
Two star suites, each with sitting area, makeup room, and shower/restroom

Four dressing rooms, lighted makeup mirrors, and sinks, for up to five people each

Two chorus dressing rooms with lighted makeup mirrors, sinks and showers, for up to 30 people each

Silva Concert Hall Plan

1ST COVE (FOH)
 81 FT FROM STAGE EDGE
 2ND COVE (FOH)
 100 FT FROM STAGE EDGE
 FOLLOW SPOT LOCATION
 143 FT TO STAGE EDGE



HULT CENTER FOR THE
 PERFORMING ARTS
 ONE EUGENE CENTER
 EUGENE OREGON 97401
 541-682-5081

Silva Concert Hall Stage

PLAZA ENTRY LEVEL

ADMIN OFFICES

PROJ BOOTH

LIGHT BOOTH

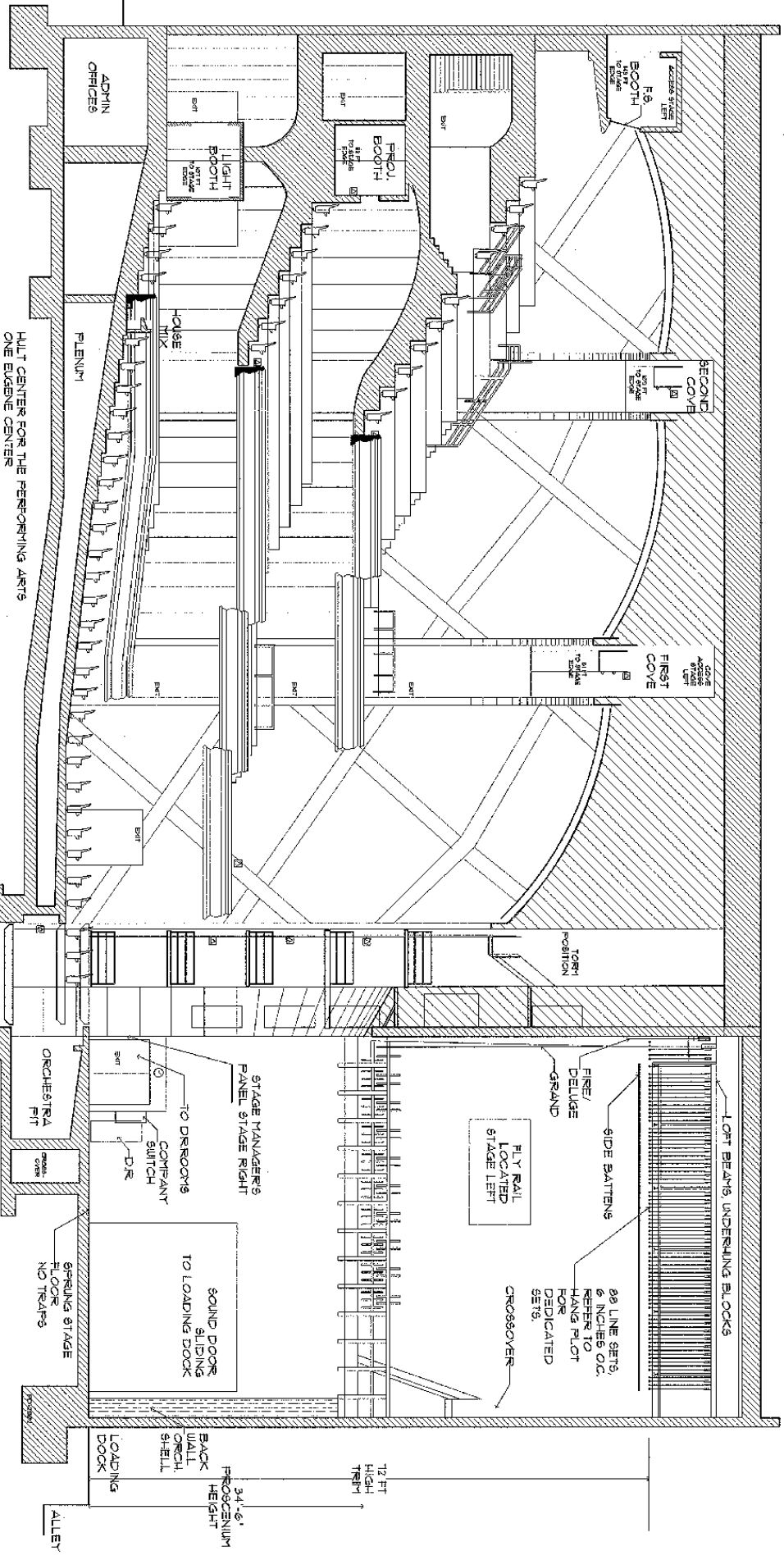
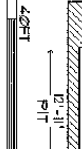
HOUSE MIX

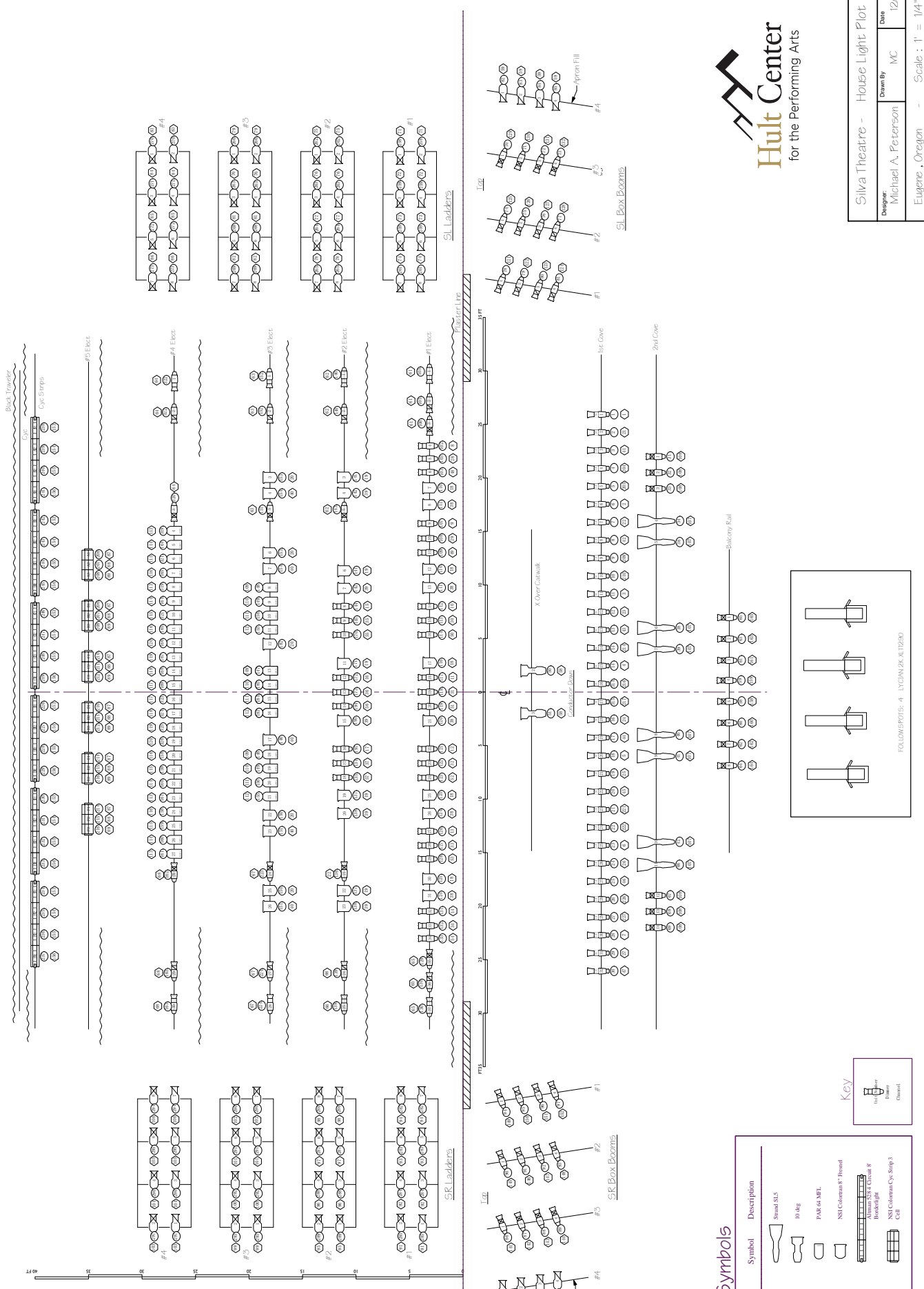
PLENUM

ALIT CENTER FOR THE PERFORMING ARTS
ONE ELDORF CENTER
EUGENE, OR 97440

SILVA CONCERT HALL
CENTER SECTION

1/8" = 1'-0"

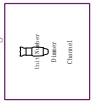




Symbols

Symbol	Description	Symbol	Description
	ETC Source 4 1P		Strand SLS
	ETC Source 4 1P		10 4kg
	ETC Source 4 2P		PAR 64 MFL
	ETC Source 4 8P		NSI Column 8" Fixed
	20kg		NSI Column 8" Fixed
	30kg		Broadway Cyc Stage
			Cell

Key



FOLLOWSEATS: 4 LYONWJK&TJ230

Hult Center
 for the Performing Arts

Designer: Michael A. Peterson
 Drawn By: MC
 Date: 12/11/15
 Project: Silva Theatre - House Light Plot
 Location: Eugene, Oregon
 Scale: 1" = 1/4"

SILVA LIGHTING INVENTORY

10/15

TYPE	TOTAL	HOUSE HANG	PURPOSE	SPARE
Colortran				
5 deg	12	8	Apron Wash	4
10 deg	2	2	Conductor Down	
20 deg	66	32	Ladders & Box Booms	34
30 deg	48	40	Ladders & Box Booms	8
40 deg	13		spare	13
6" ETC S4's				
<i>S4 Barrel Count</i>				
	142			
	175			
10 deg	8		spare	8
14 deg	40	32	1st Cove (750w)	8
19 deg	38	28	1st / Bx Bms / 2nd Cove/ Balc	10
26 deg	34	30	Box Booms / Tips	4
36 deg	45	38	1st / 2nd / Tips	7
50 deg	10		spare	10
8" Fresnel	35	30	1st / 2nd / 3rd Elect	5
PAR 64 (Black)	49	36	3rd / 4th Elect	13
FarCyc (3 Cell)	6	6	5th Elect CYC Wash	N/A
Par 56 500w X 4 Cyc Strips	6	6	6th Elect CYC Wash	N/A
ETC S 4 PAR	18		spare	18
PAR 64 (Silver)	80		spare	80
Par 56 300w - 4 cir Ground Rows	6		spare	6
FarCyc (Single cell)	6		spare	6
Par 38 150w	6		spare	6
Par 56 300w	4		spare	4
ETC S4 Parnels	3		spare	3
Lycian 1290 XLT 2K Followspots	4		* extra cost per Instrument	
High End Cyberlights*	2		* extra cost per Instrument	
ETC D60 LED Pars *	6		* extra cost per Instrument	
Gam twin spins	4 (2 slow / 2 fast)			
Gobo Holders	38 - A	24 -B		
Molefay 9 lights	2			

Note: Please check with Tech Services for availability

Microphone Inventory 2014

Type	Avail	Purpose
Shure Beta 58	8	Vocal Mics
Shure SM 58	5	Vocal Mics
Sennheiser E835	10	Vocal Mics
Shure SM7	2	
Audio Technica AE5400	8	Condenser Vocal
Shure SM 59	4	Condenser Vocal
<i>Shure UR4D wireless systems</i>	2	2 Channels each
<i>- Wireless xmitters -</i>		
Beta 58	4	handheld
UR2 (w/ WL185)	4	lapel mics
Audio Technica 892	2	over ear mics
Countryman E6 IOW6B2SL	2	over ear mics
Shure SM 57	8	Instrument
Sennheiser MD 421	4	Instrument
Sennheiser MD 441	3	Instrument
Shure Beta 91	1	Condenser Kick Drum
EV PL/RE20	2	Large Diaphragm
Shure SM 81	2	Condenser Instr.
Sennheiser MKH50	2	Condenser Instr.
AKG 414 B ULS	2	Condenser Instr.
AKG C460	4	Condenser Instr.
AKG C451B	2	Condenser Instr.
AKG C747	4	Condenser Instr.
Audix SCZ1	2	Condenser Instr.
Beyer M160	5	Ribbon Mic
Beyer M500	2	Ribbon Mic
Crown PCC 160	5	Floor Mic
Crown CM31W	4	Choir Mics (Omni)
Countryman DI	8	Active Direct Box
Radial JDI MK3 DI	2	Active Direct Box
Radial ProAV2 Stereo DI	1	Passive Direct Box

Hult Center Console and Outboard Inventory 15'

Equipment	Make / Model	#
Silva Hall FOH		
Console >	Sound Craft Vi 4	
Monitor EQ	BSS FCS 960	
Monitor EQ	Audio Logic SC31 (2)	2
FX	TC M3000 Multi FX	1
CD Player	Denon DN-C680	1
Soreng Theatre FOH		
Console >	Sound Craft Expression 24	
House EQ	dbx 2231	1
Monitor EQ	Rane GQ30	2
CD Player	Denon DN-2000F	2
FX	Lexicon PCM 80	1
Compressor	Symetrix 525	2
<u>Available for both halls</u>		
Compressor	Rane C4	1
Compressor	Symetrix CL150	5
Compressor	Drawmer DL 441 4 channel	1
EQ	BSS Opal EQ	1
EQ	BSS Vari Curve	1
EQ	Rane PEQ 55	2
Gate	Rane G4	1
Spare Consoles >	Yamaha LS9 16	